

<- CROSSOVER ->

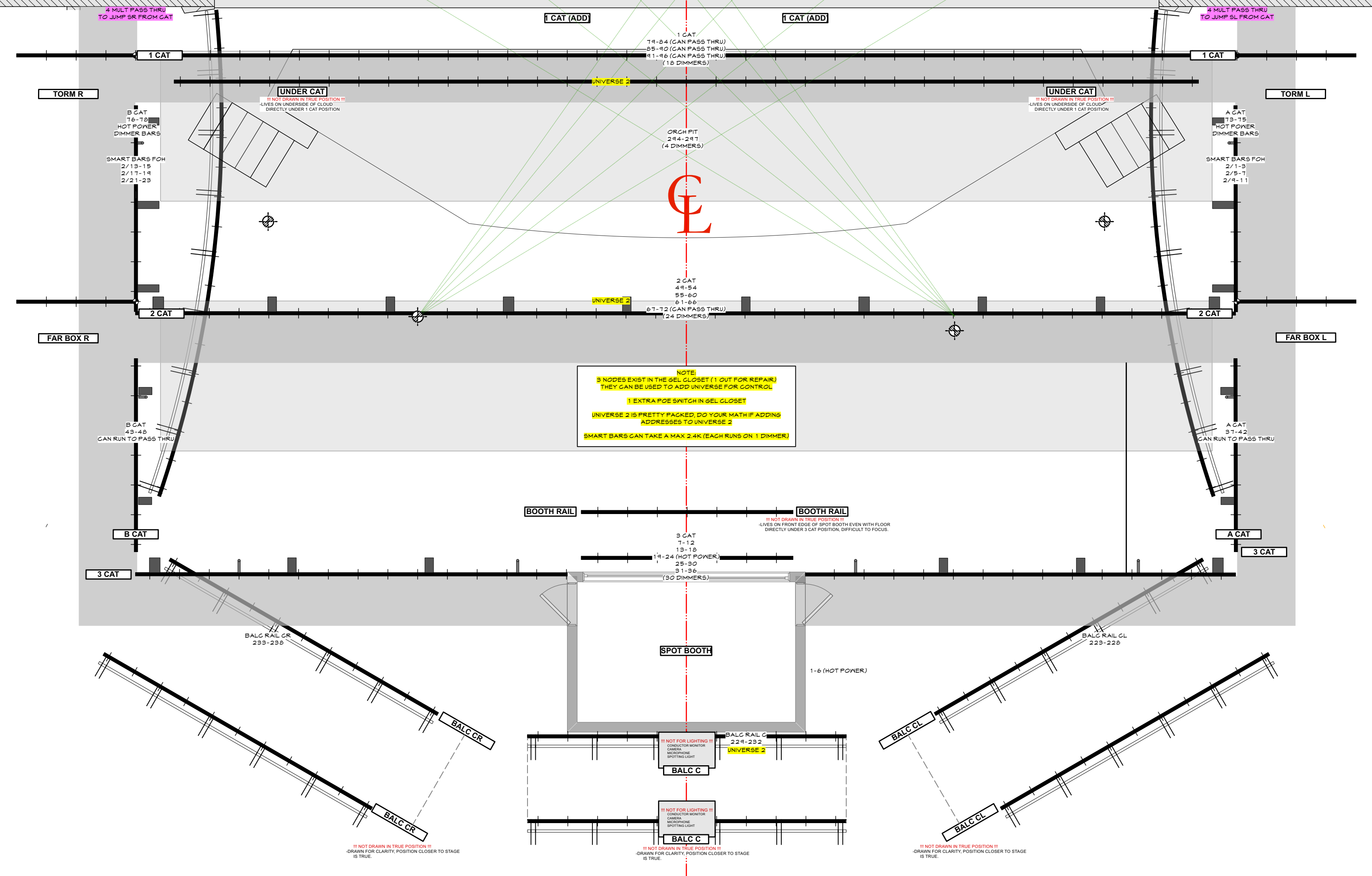
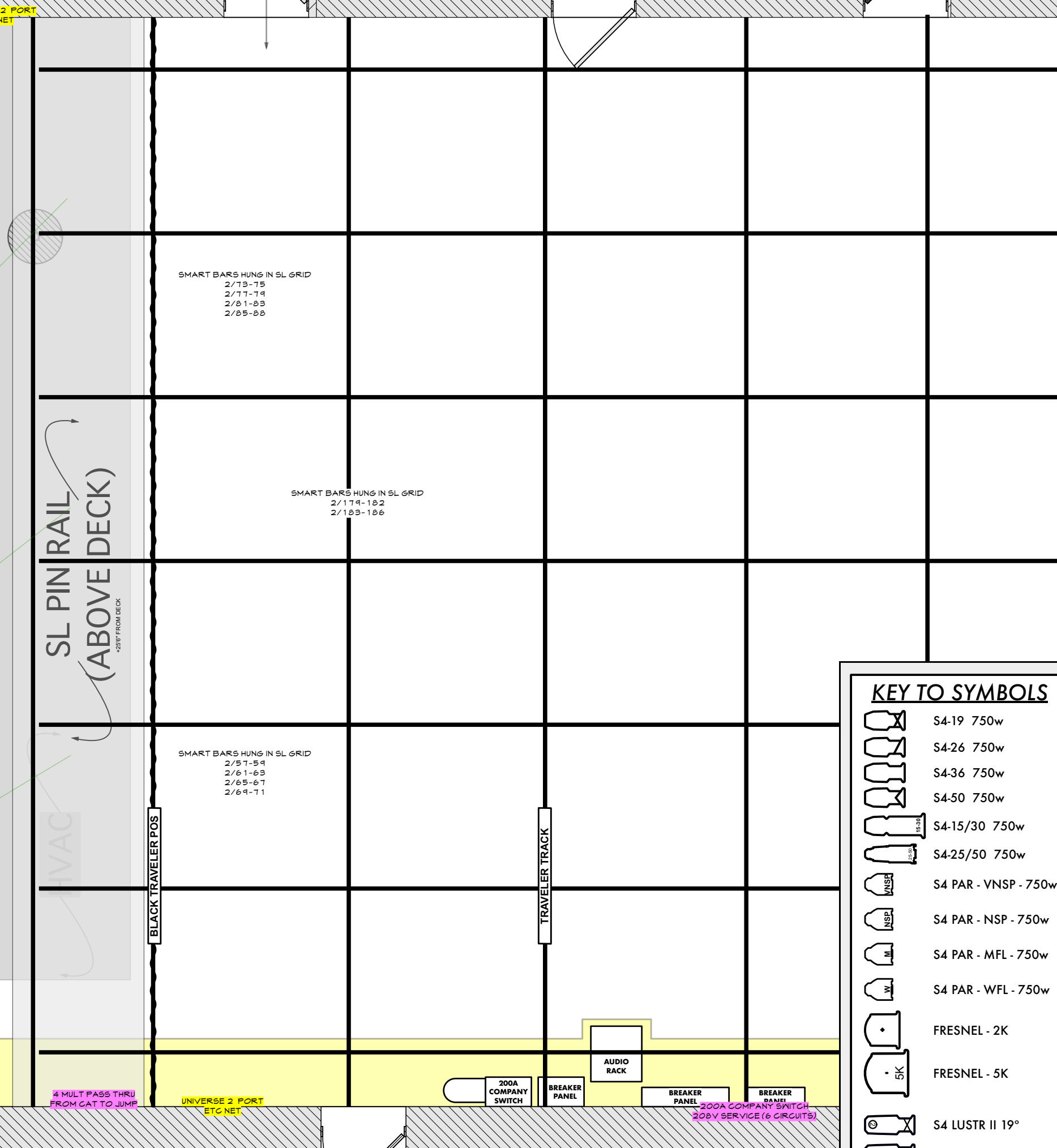
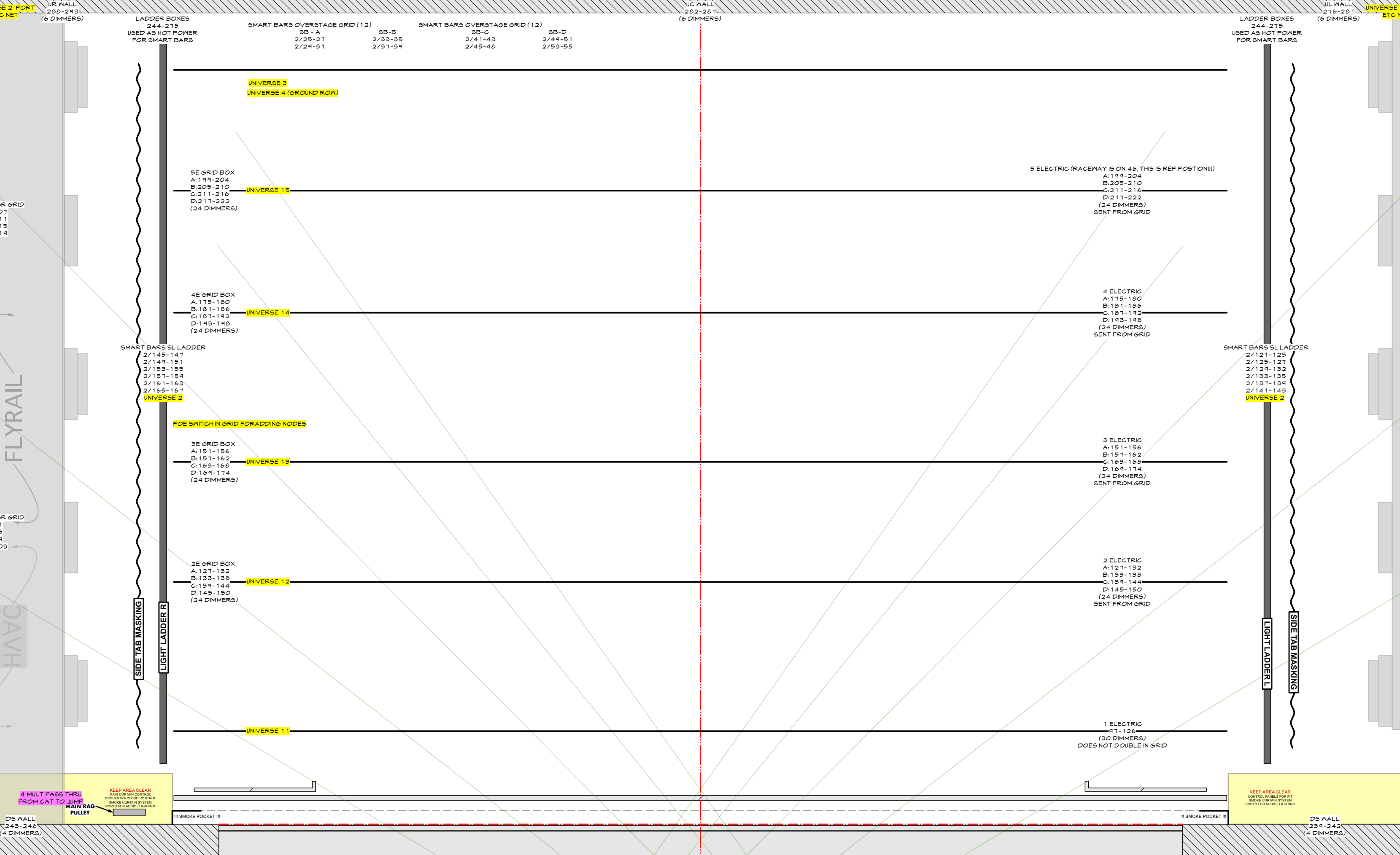
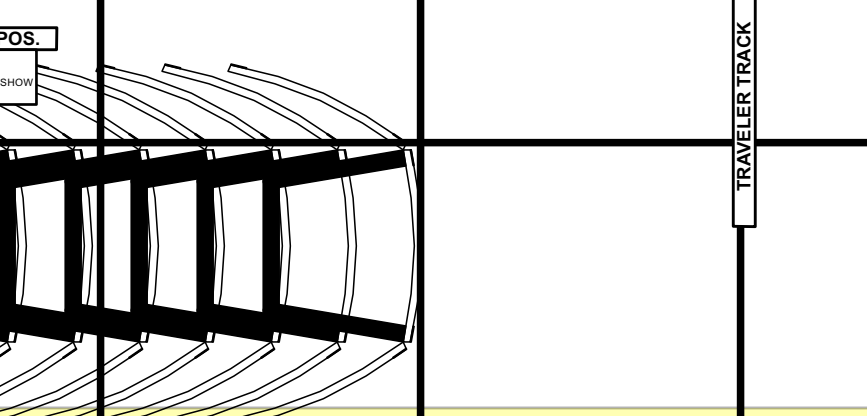
STORAGE

KITCHEN

SLIDING DOOR TO SHOP

ITEM	TRIM	DIST.	#
WHITE BOUNCES	DECK	39' 3"	51
		38' 7"	50
		37' 11"	49
4 ELECTRIC	39' 2"	37' 7"	48
		36' 7"	47
WHITE RP SCREEN	DECK	39' 11"	46
BLACK SCRIM	DECK	39' 3"	45
BLACK LEGS	DECK	34' 7"	44
FULLSTAGE BLACK	DECK	34' 2"	43
ORCHESTRA SHELL (S)		37' 0"	W3
		31' 11"	42
5 ELECTRIC	38'	31' 7"	41
		30' 7"	40
		2/108-107	
AUDIO MONITORS	31'	29' 9"	39
		2/113-115	
		2/117-118	
#4 BLACK LEGS	DECK	38' 7"	37
#4 BLACK BORDER	33' 4"	37' 11"	36
		37' 3"	35
		36' 7"	34
4 ELECTRIC	38'	35' 7"	33
		34' 7"	32
		33' 11"	31
		32' 7"	30
		32' 3"	29
#3 BLACK LEGS	DECK	32' 7"	28
#3 BLACK BORDER	33' 4"	22' 7"	27
ORCHESTRA SHELL (S)		31' 0"	W2
		19' 9"	26
		19' 3"	25
		18' 7"	24
3 ELECTRIC	38'	17' 11"	23
		17' 7"	22
		16' 7"	21
		15' 11"	20
#2 LEGS	DECK	15' 7"	19
#2 BORDER	33' 4"	14' 7"	18
		13' 11"	17
		12' 7"	16
PTZ CAMERA		12' 7"	15
		11' 7"	14
2 ELECTRIC	38'	11' 11"	13
		11' 7"	12
		10' 4.5"	11
ORCHESTRA SHELL (S)		8' 10.5"	W1
#1 BLACK LEGS	DECK	7' 10"	11
#1 BLACK BORDER	21' 11"	7' 7"	10
		5' 7"	9
		5' 11"	8
AUDIO MONITORS	28'	5' 3"	7
1 ELECTRIC	35'	4' 7"	6
2-TEK	25'	3' 11"	5
FULLSTAGE MOVIE SCREEN	GRID	3' 3.5"	4
SL LADDERS		2' 7"	3
FALSE PRO LESS (BLACK)		1' 9.5"	2
FALSE PRO HEADER (BLACK)	22' 10"	1' 4"	1
FIRE CURTAIN		0"	
PLASTER LINE	X	0"	

NOTE: OLD FIXTURES IN STORAGE SR GRID CONSULT STAFF TO USE WING AS HANGING POSITION



NOTE: 3 NODES EXIST IN THE DEL. CLOSET #1 OUT FOR REPAIRS THEY CAN BE USED TO ADD DIMMERS FOR CONTROL. 1 EXTRA DIMMER IN DEL. CLOSET. UNIVERSE 2 IS PRETTY PACKED DO YOUR MATH IF ADDING DIMMERS TO UNIVERSE 2. SMART BARS CAN TAKE A MAX 2-4K EACH RUNS ON 1 DIMMER.

KEY TO SYMBOLS

- S4-19 750w
- S4-26 750w
- S4-36 750w
- S4-50 750w
- S4-15/30 750w
- S4 PAR - VN5P - 750w
- S4 PAR - NSP - 750w
- S4 PAR - MFL - 750w
- S4 PAR - WFL - 750w
- FRESNEL - 2K
- FRESNEL - 5K
- S4 LUSTRII 19"
- S4 LUSTRII 26"
- S4 LUSTRII 36"
- S4 TUNGSTEN LED 19"
- D60 LED

ACCESSORIES

- FULL TOPHAT
- HALF HAT
- EYELASH
- MAIN DOORS
- DROP IN RIS

LEGEND

- COLOR ACCESSORY TEMPLATE UNIT #
- CHANNEL

LIGHTING DESIGN BY:

THIS DRAWING REPRESENTS VISUAL CONCEPTS AND CONSTRUCTION SUGGESTIONS ONLY.

The Designer is not responsible for the construction of the lighting system. The contractor is responsible for the construction of the lighting system. The Designer is not responsible for the construction of the lighting system.

REV.	REVISIONS	DATE
1	FINAL REVISIONS	09.15.21
2		X
3		X
4		X

KASSER THEATER REP 2021-2022



- DIRECTOR: X
- LIGHTING DESIGN: X
- ASSOC. LIGHTING DESIGN: X
- SET DESIGN: X
- COSTUME DESIGN: X

DIMS / UNIVERSE

SCALE: 1/4"=1'-0" EXCEPT WHERE NOTED  
 DATE: 04.23.21  
 DESIGN: AW  
 DRAWN: JMF

#1 of 1